

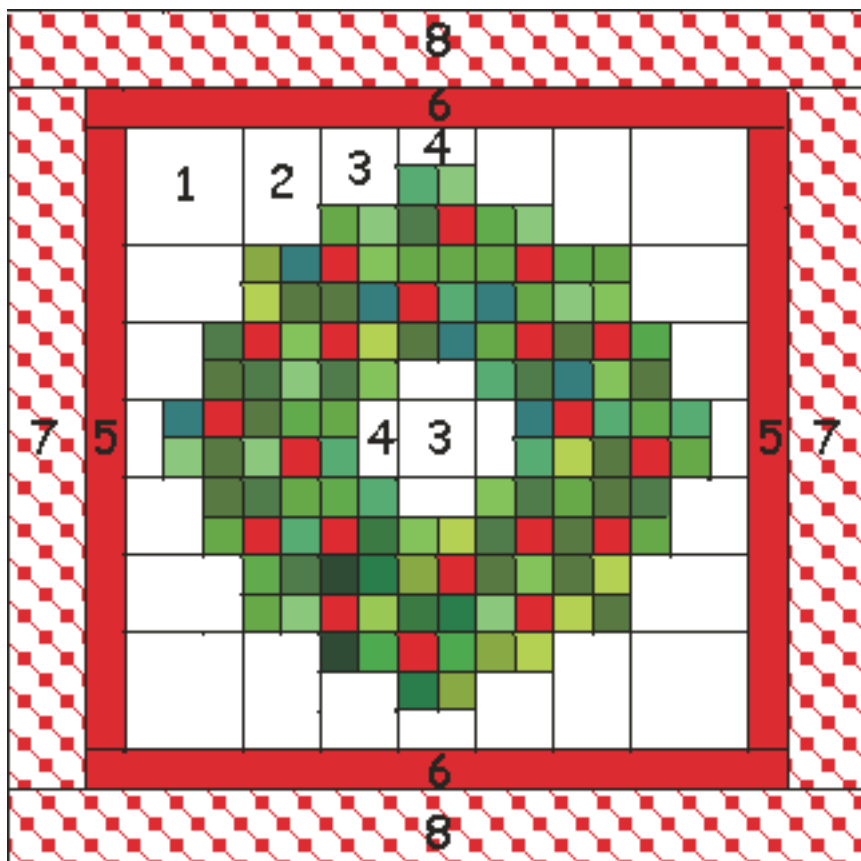
Small Wreath

This short instruction was one of the first on my homepage. Now it's no longer contemporary and I shut down this site. Anyway I don't want the content to be lost, so I generated this small pdf-file.



© Claudia Hasenbach 2008
Nußbaumerstraße 292
D - 50825 Köln

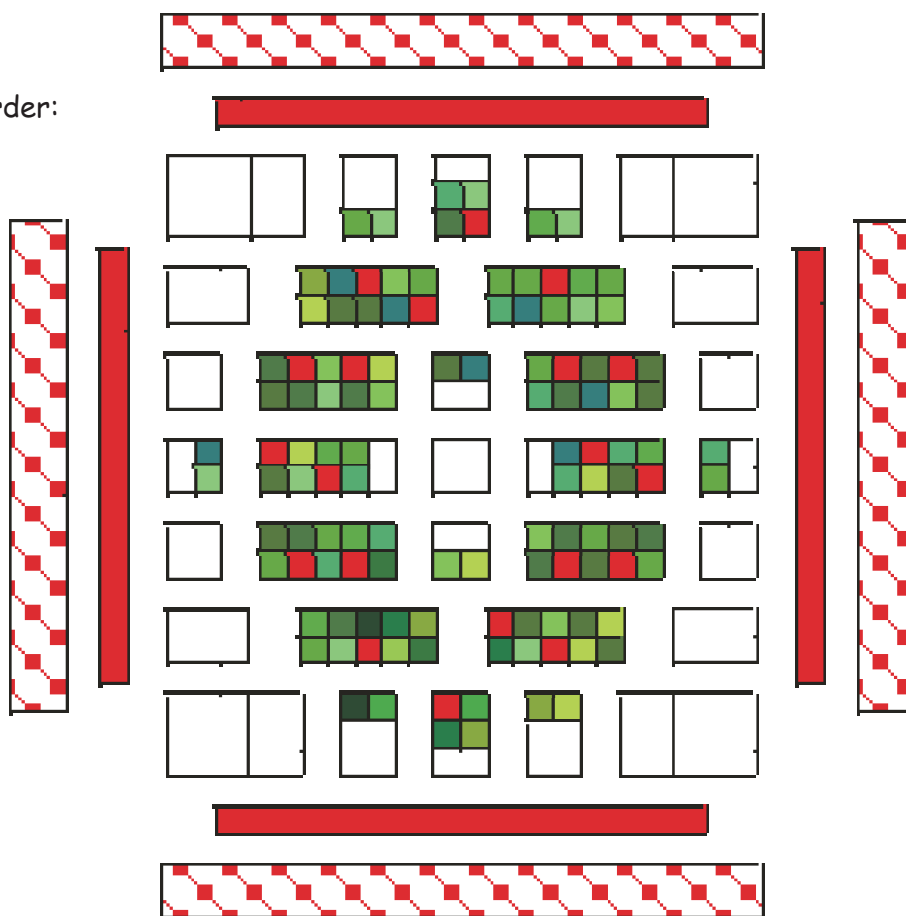
www.claudias-quilts.com
email: [pattern@claudias-quilts.com](mailto:pattern@ Claudias-quilts.com)



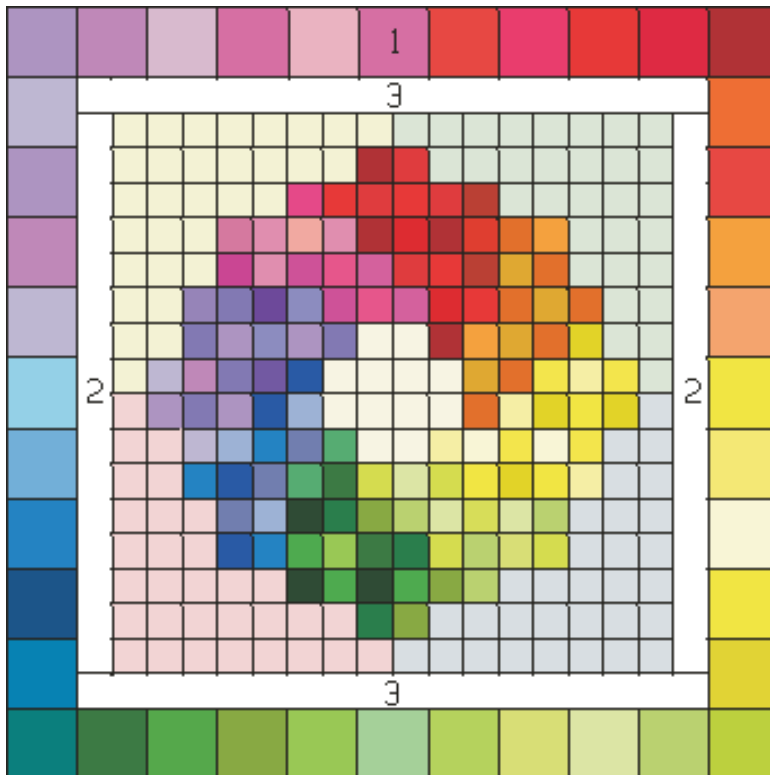
Cutting:
(measurements in inch
incl. seam allowance)

no.	pieces	size
1	4	2 x 2
2	4	1,5 x 2
3	5	1,5 x 1,5
4	8	1,5 x 1
5	2	8,5 x 1
6	2	9,5 x 1
7	2	9,5 x 1,5
8	2	11,5 x 1,5
	20	1 x 1
	100	1 x 1

Sewing order:



The small colorwash wreath is very similar to the christmas wreath:



Cutting:
(measurements in inch
incl. seam allowance)

no.	pieces	size
1	13	1,5 x 1,5
2	2	8,5 x 1
3	2	9,5 x 1
dark for the wreath	120	1 x 1
light for the background	136	1 x 1

